

NSSE

national survey of student engagement

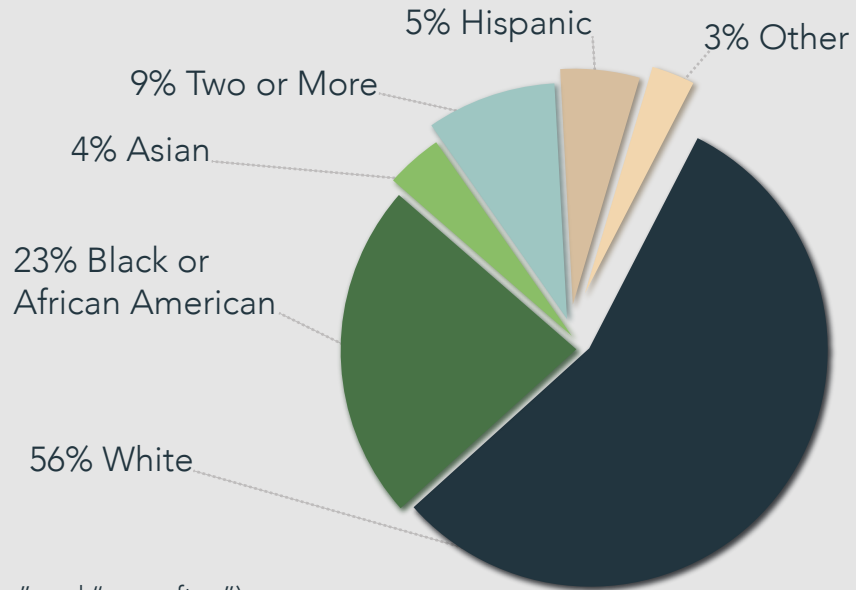
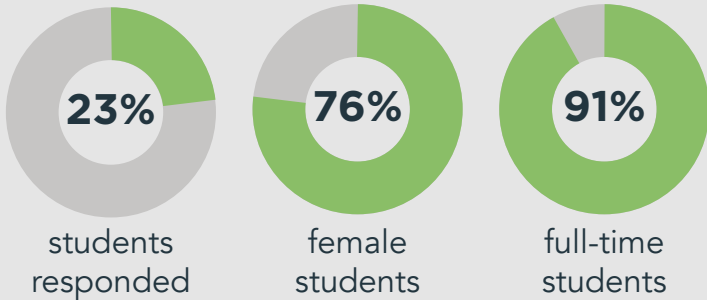
FRESHMAN

EXPERIENCE

AY 2018-2019

1,261 freshmen were invited to complete the NSSE survey measuring their academic behaviors for AY18-19.

Who responded to the survey?



How did they respond?

Following %'s based on top 2 Likert scale responses (e.g., "often" and "very often")

ACADEMIC CHALLENGE



76%▲

analyze an idea, experience, or line of reasoning in depth by examining its parts.

▲ **75%**

tried to better understand someone else's views by imagining how an issue looks from their perspective

EXPERIENCES WITH FACULTY



47%▲

talked about career plans with a faculty member

▲ **69%**

got prompt and detailed feedback on tests or completed assignments

CAMPUS ENVIRONMENT



76%▲

had high quality interactions with academic advisors

▲ **80%**

said the institution emphasizes using learning support services

LEARNING WITH PEERS



at least **72%**▲

often had discussions with diverse others in terms of race/ethnicity, economic background, religious beliefs, and political views

▲ **58%**

prepared for exams by discussing or working through course material with other students

▲ Augusta University students' average was significantly higher than that of our peers.

— Augusta University students' average was not significantly different than that of our peers.

▼ Augusta University students' average was significantly lower than that of our peers.



NSSE

national survey of student engagement

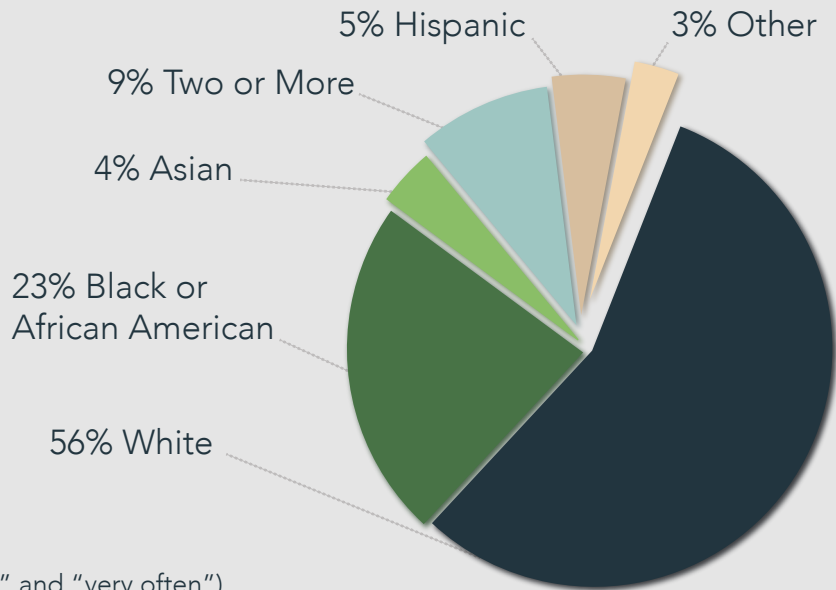
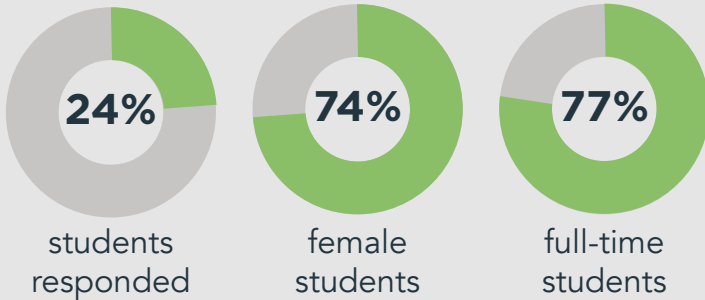
SENIOR

EXPERIENCE

AY 2018-2019

1,144 seniors were invited to complete the NSSE survey measuring their academic behaviors for AY18-19.

Who responded to the survey?



How did they respond?

Following %'s based on top 2 Likert scale responses (e.g., "often" and "very often")

ACADEMIC CHALLENGE

84% ▲ applied facts, theories, or methods to practical problems or new situations



67% ▲ reviewed their notes after class

EXPERIENCES WITH FACULTY

52% ▲ discussed their career plans with a professor



41% ▲ discussed course topics, ideas, or concepts with a faculty member outside of class

CAMPUS ENVIRONMENT

41% ▲ worked with a faculty member on activities other than coursework (committees, student groups, etc.)



57% ▲ participated in an internship, co-op, field experience, student teaching, or clinical placement

LEARNING WITH PEERS

at least **72%** ▲ often had discussions with diverse others in terms of race/ethnicity, economic background, and political views



56% ▲ prepared for exams by discussing or working through course material with other students

- ▲ Augusta University students' average was **significantly higher** than that of our peers.
- Augusta University students' average was **not significantly different** than that of our peers.
- ▼ Augusta University students' average was **significantly lower** than that of our peers.

